

REUSABLE SNACK BAGS

Pas à pas #Diy



LEVEL OF DIFFICULTY

Easy



TIME REQUIRED

About 1 hour



MATERIALS

- Pattern cotton
- Food safe pul fabric
- Scissors or rotary knife
- Coil zipper
- Zipper stopper

STEPS

REQUIRED MATERIAL

- Pattern cotton : 20 cm (7 7/8 in)
- Food safe pul fabric : 20 cm (7 7/8 in)
- Scissors or rotary knife
- Coil zipper : 18 cm
- Zipper stopper

SEWING VALUE INCLUDED : 1 CM (3/8 IN)



1- Cut the 3 required pieces depending on the chosen size, both in the food safe pul and quilting cotton.



2a- Sandwich your zipper between your cotton and pul and sew it. Repeat this step on the top front and bottom front pieces. The food safe pul can be used on both sides depending on how you intent to use it.



2b- The vinyl side is ideal if you are planning on putting foods that are humid, while the fabric side would be ideal for dry foods. No matter which side you choose, your new snack bags will make a difference for the planet!



3- Make a topstitch at about 2 mm from the edge of the clasps on both sides of it.



4- Overlay both pieces, the front should be finished, with the quilting cotton facing each other. Add your pul to the back piece, depending on which side you chose (vinyl or fabric) make sure to put the chosen side facing up. Then simply sew all around the rectangle, but be careful that you take all the layers. For a better finish, you can choose to add a zigzag stitch, an overlock or a bias.

The only step left is to turn your bag inside out, so your snack bag is ready for use. You can always put them in the washer and dryer whenever you find them getting a little dirty and they will be like new.

SIZE	LENGTH OF THE ZIPPER
Large	18 cm (7 in)
Medium	16 cm (6 3/8 in)
Small	14 cm (5 1/2 in)

Psst.

Do not forget that we love to see your creations. Feel free to share them with us through social media, using the hashtag **#clubtissus**

1 in
square
test
(2.54cm)



CLUB TISSUS

— GET INSPIRED & CREATE —

Reusable snack bag - large

Back piece

Cut once in pul

Cut once in cotton





Reusable snack bag - large
Top front piece
Cut once in pul
Cut once in cotton



Reusable snack bag - large
Bottom front piece
Cut once in pul
Cut once in cotton



1 in
square
test
(2.54cm)



CLUB TISSUS

— GET INSPIRED & CREATE —

Reusable snack bag - Medium
Back piece
Cut once in pul
Cut once in cotton






Reusable snack bag - Medium
Top front piece
Cut once in pul
Cut once in cotton




Reusable snack bag - Medium
Bottom front piece
Cut once in pul
Cut once in cotton





1 in
square
test
(2.54cm)





CLUB TISSUS
— GET INSPIRED & CREATE —

Reusable snack bag - Small
Top front piece
Cut once in pul
Cut once in cotton



CLUB TISSUS
— GET INSPIRED & CREATE —

Reusable snack bag - Small
Bottom front piece
Cut once in pul
Cut once in cotton

